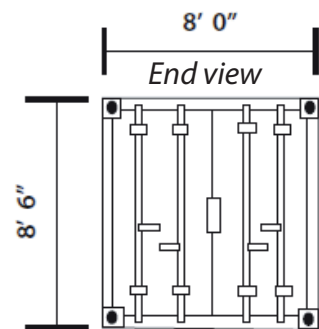
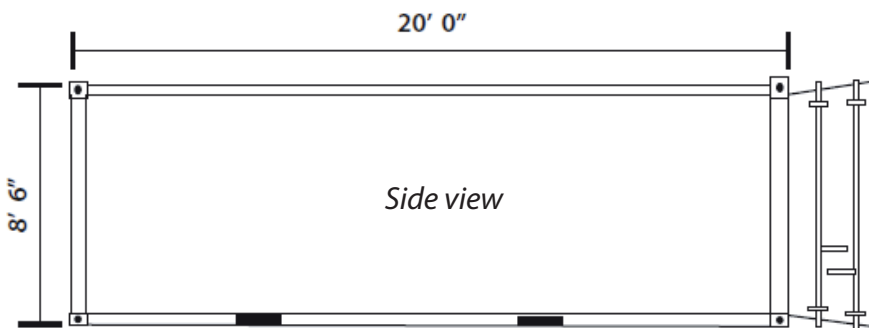
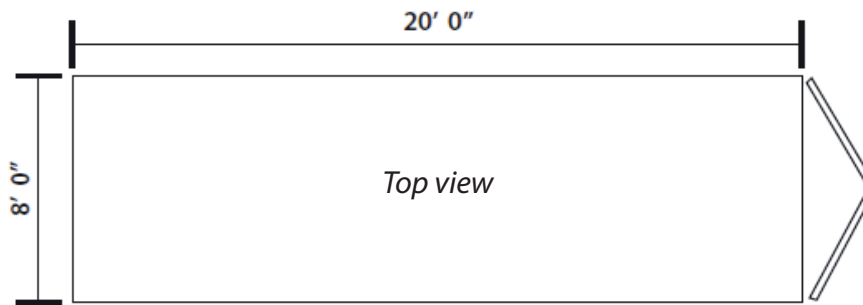


20' STORAGE CONTAINERS



STANDARD SPECIFICATIONS

- 20' x 8' x 8'6" Storage Container
- Corrugated Steel Sides and End Walls
- 1-1/16" Marine Grade Plywood Flooring
- Models are windtight and watertight to keep your materials dry and protected.
- Large cargo doors allow entry for pallet loading and unloading
- Cargo doors can feature a security lockbox

SATELLITE SHELTERS, INC.

Since 1972, we have been a national provider of temporary and permanent space solutions including Mobile Offices, Modular Buildings, Ground-Level Offices, Storage Containers, and Blast Resistant Modules.

FLEXIBLE FINANCING

We have rental, lease, and purchase options to fit your needs.

Additional models are available including "Hi-Cube" and "Tunnel" models with cargo doors on each end.

20SC 2/16